



United Nations
Educational, Scientific and
Cultural Organization



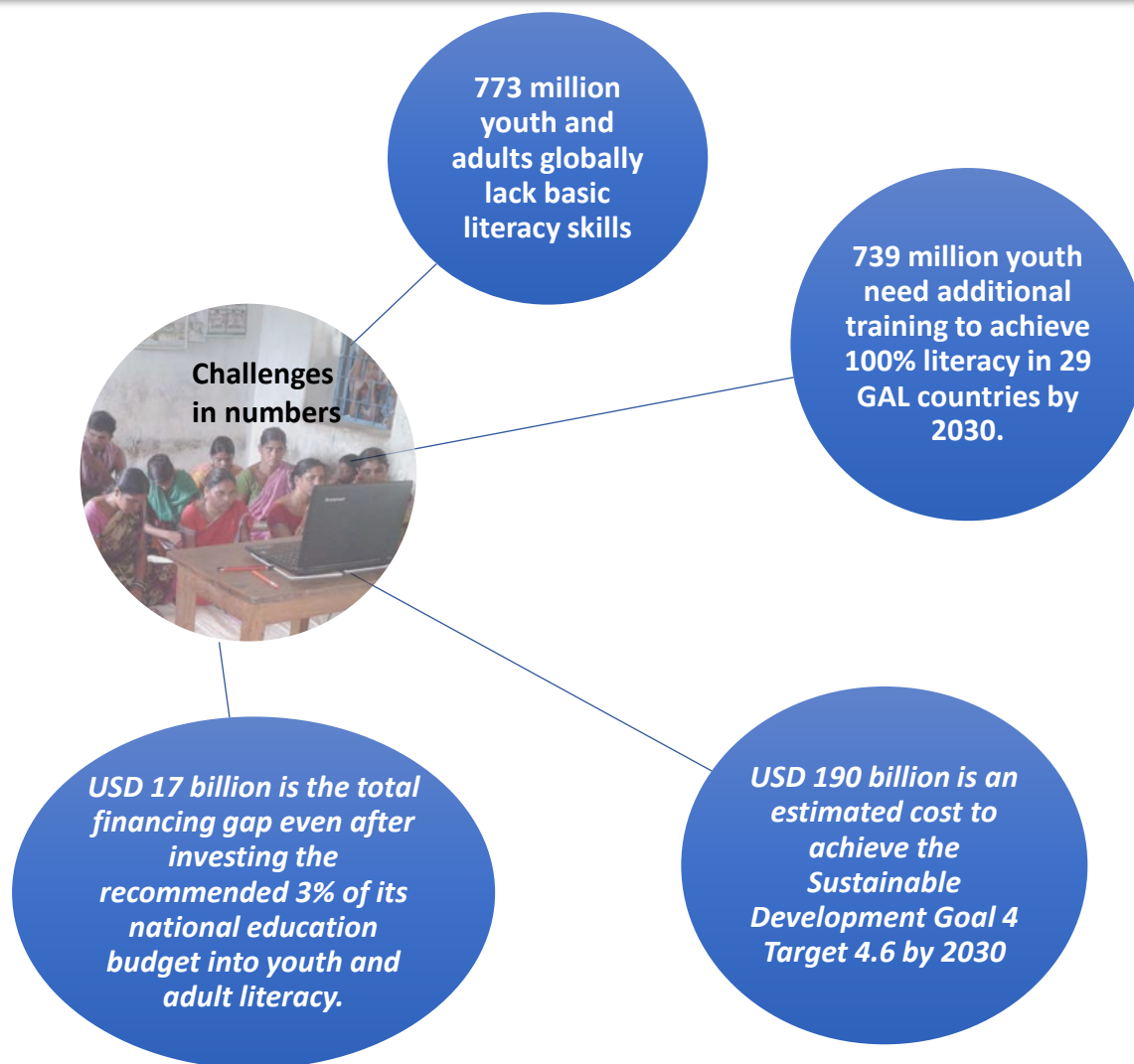
UNESCO Institute
for Lifelong Learning

Cost of achieving SDG Target 4.6 within the Covid-19 crisis context and beyond

Ms Rakhat Zholdoshalieva, Team Leader, UNESCO Institute for Lifelong Learning



Quantifying the Challenge

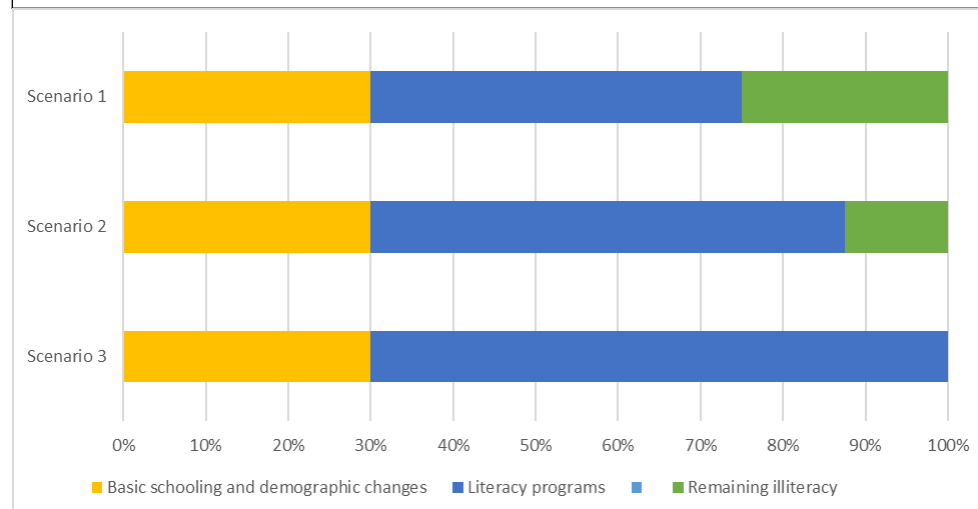


The vision (GAL Strategy for 2020-2025):

“By 2030, all youth and a substantial proportion of adults, both men and women, achieve literacy and numeracy”

Literacy goal scenarios used for projections in GAL countries

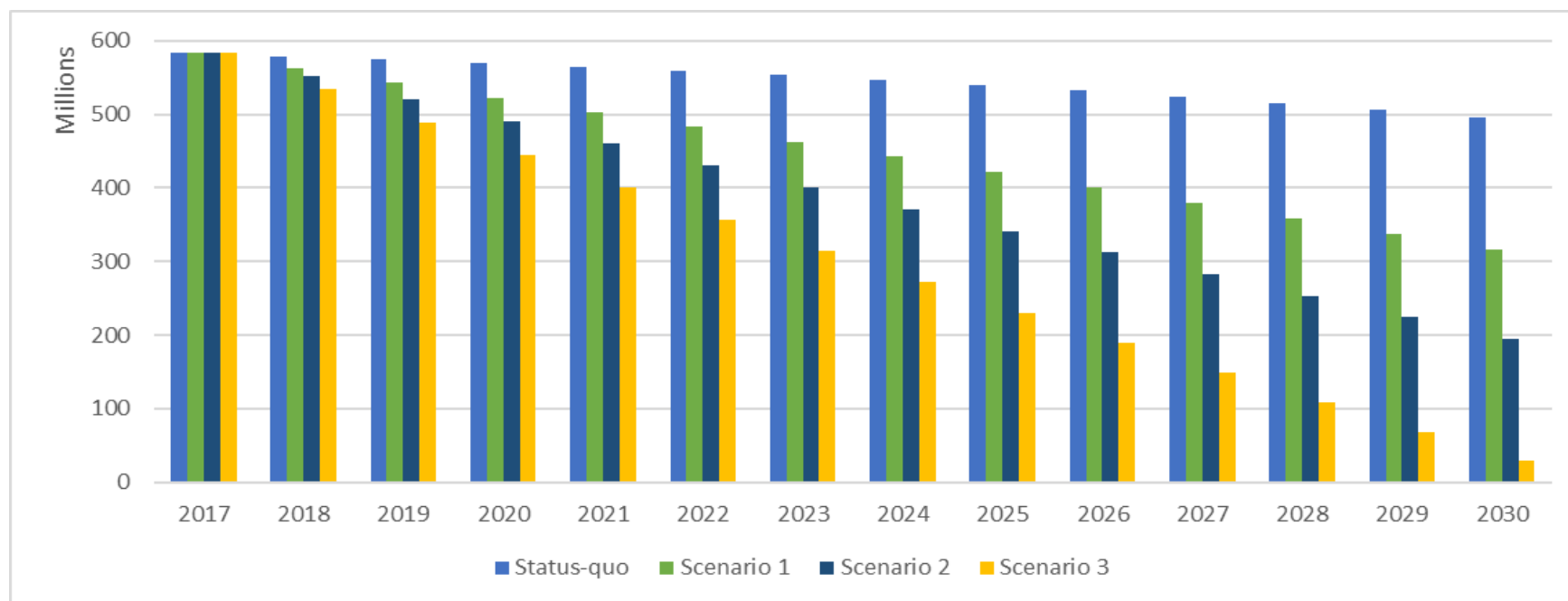
Measurable targets by 2030	Scenario 1	Scenario 2	Scenario 3
	Target value	Target value	Target value
1. Youth literacy rate (15 – 24 years old)	100%	100%	100%
1. Adult literacy rate (25 +): % of gap filled	20 GAL countries: 50% E-9 countries: 60%	20 GAL countries: 70% E-9 countries: 75%	100% for all regions and groups
	Sub-Saharan Africa: 50% Arab Region: 60% Latin America and Caribbean: 60% Asia Pacific: 60%	Sub-Saharan Africa: 70% Arab Region: 75% Latin America and Caribbean: 75% Asia Pacific: 75%	



Key assumption: The youth population (i.e. 15-24-year olds) will reach 100% literacy rate in all three scenarios by 2030, owing to the expansion of basic education (SDG 4.1)

Chart 1: Adult literacy achievement and gaps in three scenarios

Projected illiterate population in 29 GAL countries, 2017–2030



1. The projected illiterate population in **E-9 countries** will **reduce by 18.8%** in 2017-2030 mainly owing to their expanded school education.
2. **20-GAL countries** will continue to suffer from a much lower base-line year literacy rate of 15-year-olds and there will be an **increase of illiterate population of 1.1%** between 2017 and 2030

GDP per capita projections reflecting the economic impacts of the Covid-19 crisis

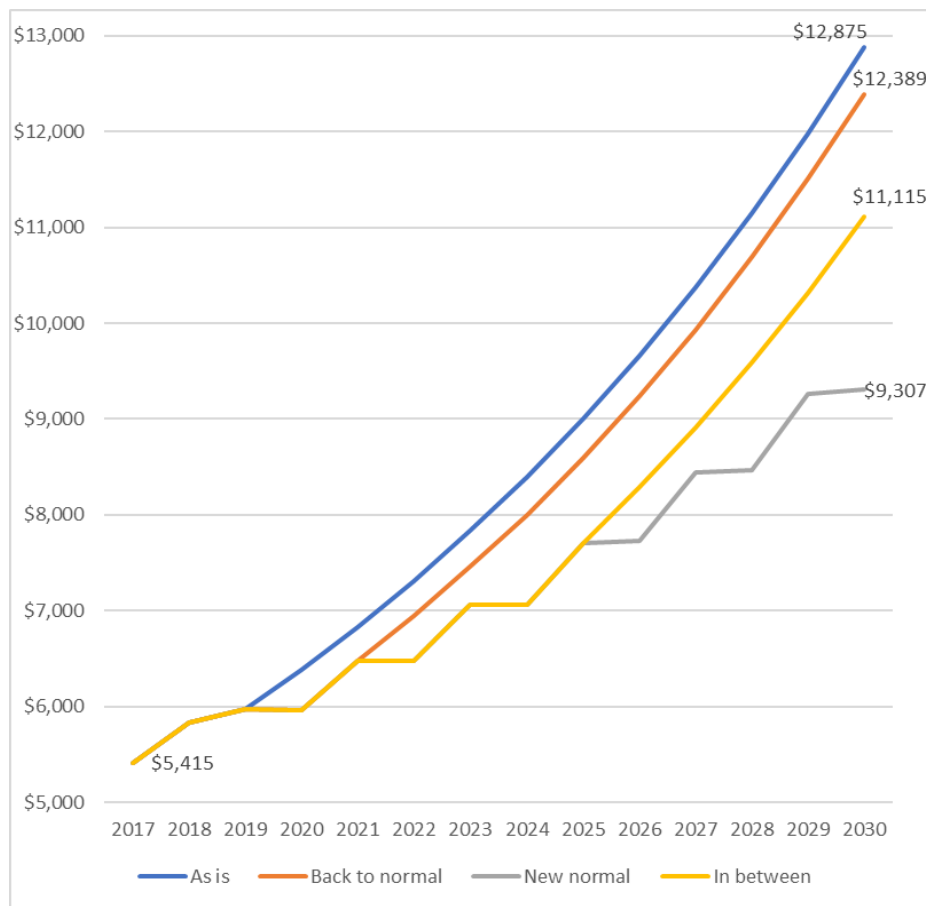


Chart 2: Overall GDP per capita projections by scenarios

As is: as if COVID-19 has never occurred

Back to normal (drop in 2021 and recovery after): Getting back on the same growth trajectory before COVID-19, but with lower output in 2030.

New normal (drops iterating until 2030): Repeating the economic trend projected in 2021 and 2022 over the entire period between 2020 and 2030.

In between (double drop until 2025 and recovery after): Iterating two additional waves of Covid-19 causing another GDP decline and recovery, after which the economy returns to pre-COVID-19 growth rates.

Estimated total cost of achieving SDG Target 4.6 in 29 GAL countries

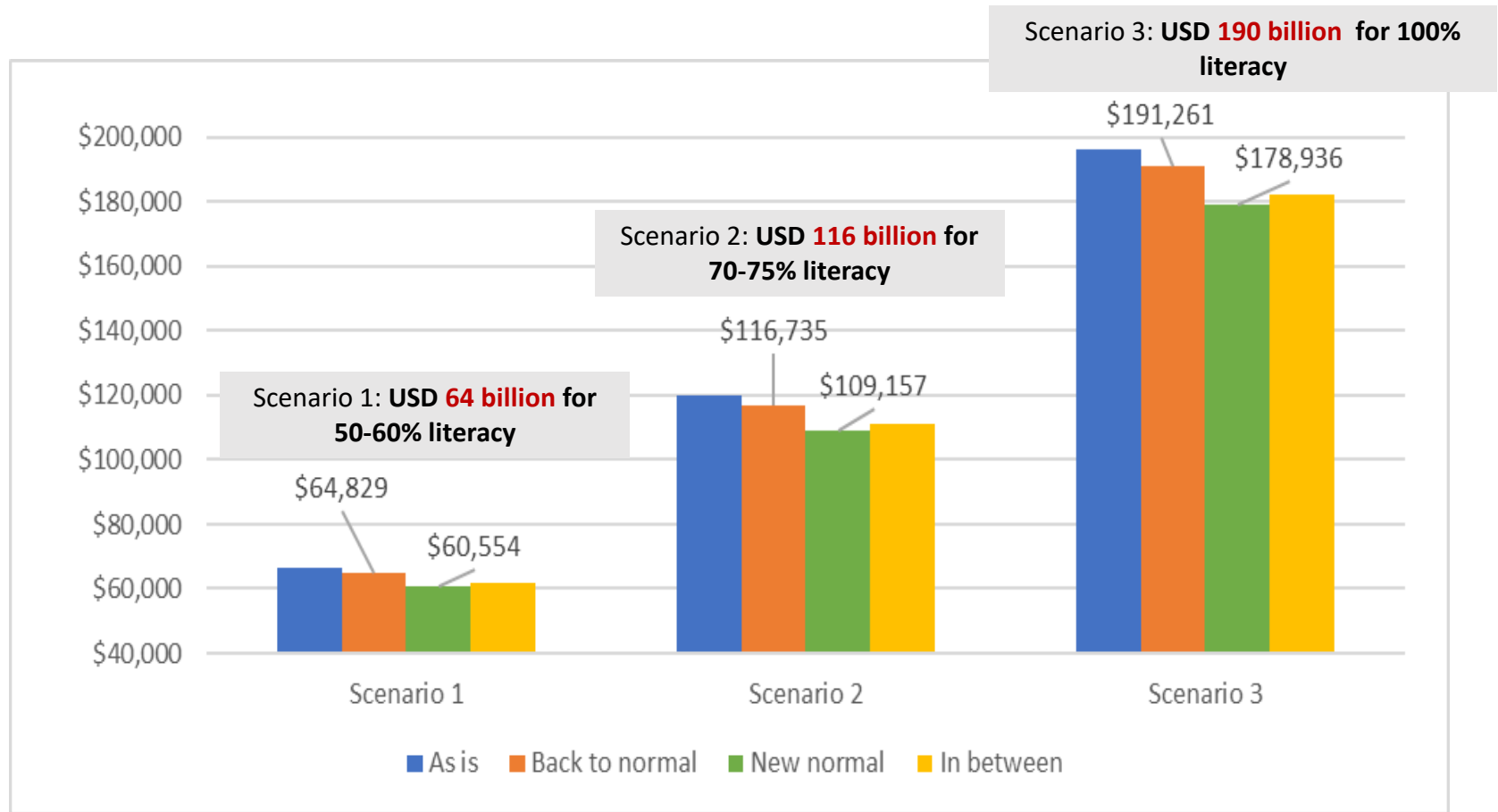


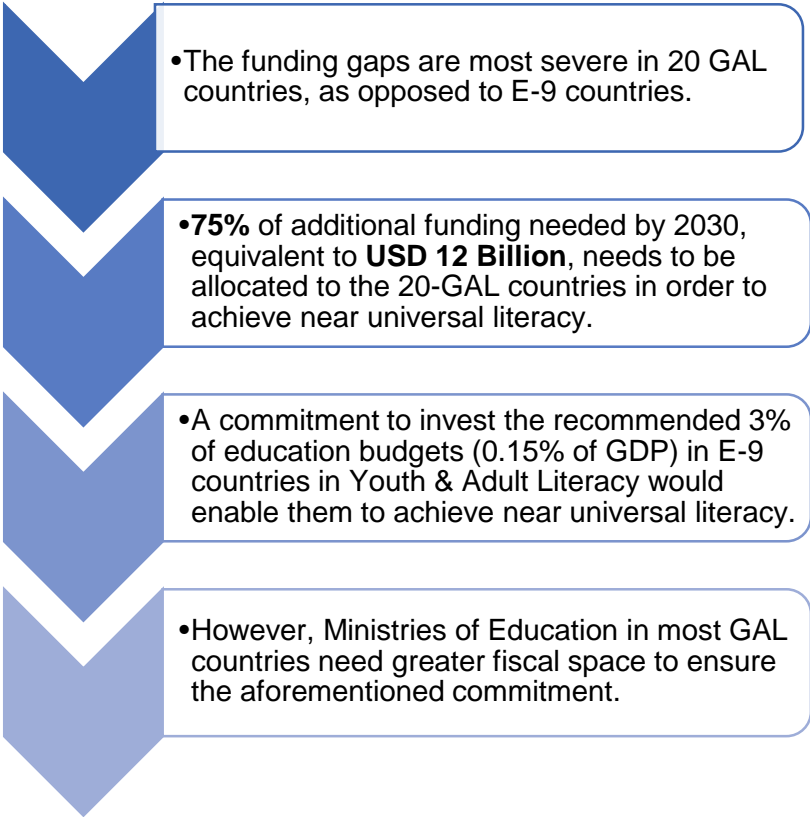
Chart 4: Total costs of 500-hour programme under different scenarios (million USD)

Breakdown of funding gaps between E-9 and 20-GAL countries (Million USD)

As is	250h		500h		Back to normal	250h		500h	
	20 GAL	E-9	20 GAL	E-9		20 GAL	E-9	20 GAL	E-9
Scenario 1	\$0	\$0	\$84	\$0	Scenario 1	\$0	\$0	\$83	\$0
Scenario 2	\$127	\$0	\$2,331	\$245	Scenario 2	\$125	\$0	\$2,504	\$245
Scenario 3	\$1,510	\$0	\$12,722	\$4,031	Scenario 3	\$1,588	\$0	\$13,069	\$4,078
New normal	250h		500h		In between	250h		500h	
	20 GAL	E-9	20 GAL	E-9		20 GAL	E-9	20 GAL	E-9
Scenario 1	\$0	\$0	\$82	\$0	Scenario 1	\$0	\$0	\$82	\$0
Scenario 2	\$124	\$0	\$2,477	\$245	Scenario 2	\$124	\$0	\$2,483	\$245
Scenario 3	\$1,568	\$0	\$12,563	\$4,181	Scenario 3	\$1,573	\$0	\$12,684	\$4,160

In the best case scenario, **USD 17 billion** is the total estimated funding gap of which **USD 12 billion** is needed by 20 GAL countries to achieve near universal literacy by 2030

Conclusion and Recommendations



- The funding gaps are most severe in 20 GAL countries, as opposed to E-9 countries.

- 75%** of additional funding needed by 2030, equivalent to **USD 12 Billion**, needs to be allocated to the 20-GAL countries in order to achieve near universal literacy.

- A commitment to invest the recommended 3% of education budgets (0.15% of GDP) in E-9 countries in Youth & Adult Literacy would enable them to achieve near universal literacy.

- However, Ministries of Education in most GAL countries need greater fiscal space to ensure the aforementioned commitment.

1. Increased commitment

National governments and international partners should increase commitment in terms of funding and enhancing the capacities of coordination, planning, management, and monitoring .

2. Collective approach

Creation of a participating governance system involving all stakeholders would facilitate an integrated approach to financing literacy programmes.

A cross-ministerial and cross-sectoral approach involving private sector partners, can be an effective option to address the major financial challenge collectively.

Thank you

Learn more: www.uil.unesco.org

 @UIL

 @uilunesco

 @unescouil